


VERTIGO

STRINGS

MANUAL


CINEMATIQUE INSTRUMENTS

Thank you for buying the Vertigo Strings

How to install?

To install, unzip and drag the instrument folder to any hard drive. Launch Kontakt 5.6.8 or higher and load the .nki instruments. Please do not move any file! By installing the product you accept the enclosed product license agreement. For any kind of questions please contact us at : support@cinematique-instruments.com

Vertigo Strings

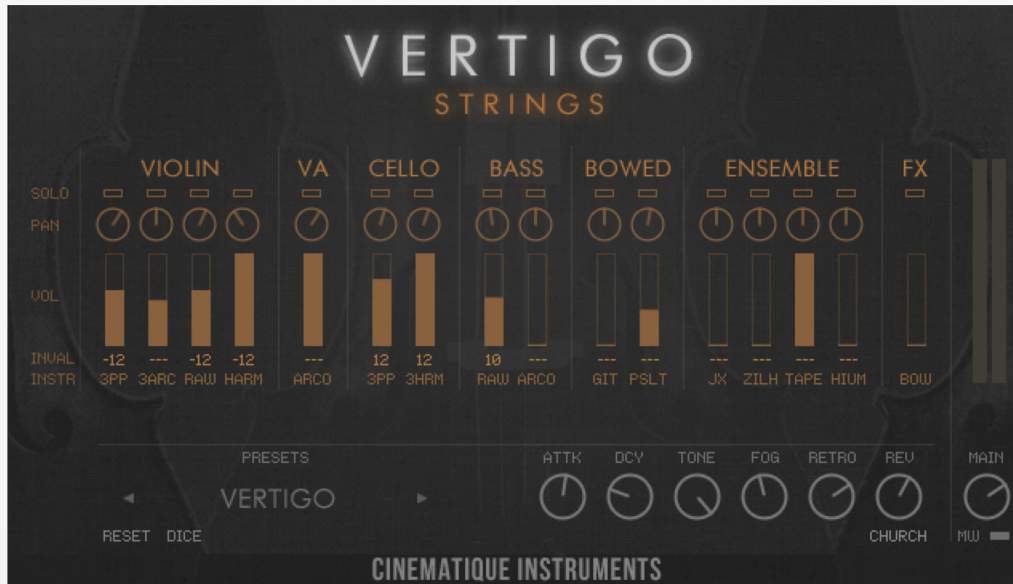
We have created an inspiring string instrument offering a unique approach to suit your individual needs

Essentially Vertigo Strings is a melange of 16 meticulously selected sounds and instruments which can be mixed freely to fulfill your creative vision in an intuitive and easy way. The overall sound is characterised by a deep and rich string ensemble, with a special organic flavor.

The basic concept of Vertigo Strings is the collection of many different and interesting sound sources. On the one hand Vertigo Strings provides a gamut of articulations for violins, violas, celli, or an upright bass, ranging from fragile ponticello pianissimo and regular arco playing to harmonics and raw legato recordings. On the other hand Vertigo provides an arsenal of non-orchestral sounds and instruments, which prove to be interesting and organic alike. There are bowed guitars, tape recordings, a warm synth string patch as well as a vintage harmonium and much more. All of these aspects come together to form the beautiful, rich and organic sound that is Vertigo String Ensemble.

Overview and Concept

The major principle of Vertigo Strings is to use 16 different sound sources which can be mixed, pitched and panned individually. In addition there are some master tools available for you to refine the individual melange of instruments. Finally we have added 15 inspiring Presets, giving you a powerful set of sounds to base your compositions upon.



Vertigo provides 16 different sound sources. The instruments are:

VIOLIN

- 3PP - 3 fragile violins (ponticello-pianissimo)
- 3ARC - 3 regular arco violins in four dynamic layers (pp-mp-mf-ff)
- RAW - a raw recorded violin
- HARM - a violin playing harmonics

VIOLA

- ARCO - a regular arco viola in four dynamic layers (pp-mp-mf-ff)

CELLO

- 3PP: - 3 fragile celli (ponticello-pianissimo)
- 3HRM: - 3 celli playing harmonics

BASS

- RAW - a raw recorded upright bass
- ARCO - a regular arco upright bass in four dynamic layers (pp-mp-mf-ff)

BOWED

- GIT: - a bowed acoustic guitar
- PSLT - a bowed psaltery

ENSEMBLE

- JX - a warm synth string patch coming from a Roland JX 3P
- ZILH - a resampled ensemble sound coming from Zilhoutte Strings
- TAPE - a strings patch re-recorded via an old tape machine
- HIUM - an old and vintage harmonium

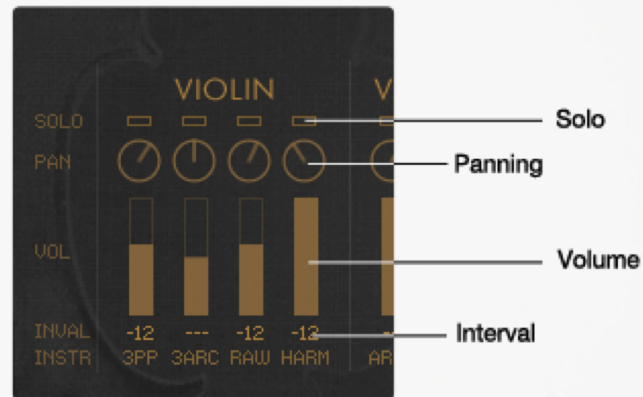
FX

- Bow - the sound of bowing the strings

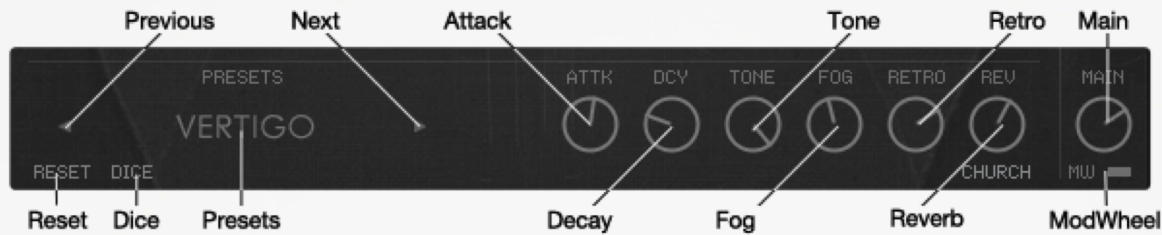
Vertigo Strings in detail

All of these sounds are equipped with a separate volume slider, a pitch slider covering a range from -12 to 12 semitones, a pan-pot and a solo button.

Solo	lets the corresponding instrument play in solo mode
Panning	lets the corresponding instrument pan from left to right
Volume	controls the volume of the corresponding instrument



Interval	sets the specific interval (pitch) of the corresponding instrument in relation to the played key(s)
----------	---



The controls of the master section:

- Reset sets the entire instrument back to the default values

- Dice sets all(!) paramters randomly

- Presets a click on the name will open the preset menu

- Previous/ Next by clicking on these arrows you will get to the previous/ next preset

- Attack controls the attack of all instruments

- Decay controls the decay/ release of all instruments

- Tone controls the entire „tone“ of the Vertigo Strings.
 This EQ is a kind of low/high bell EQ. Turning counterclockwise will boost the low and reduce the high frequencies. Turning the knob clockwise will achieve the opposite.

Fog	lets you play the entire sound through a slow running rotary speaker simulation (100% is pure wet)
Retro	lets you play the entire sound through an old tape echo (100% is pure wet)
Reverb	controls the amount of reverb. By clicking on the name below the slider you can select the type of reverb out of 6 different variations. There are six different types: Room, Wood, Chamber, Hall, Church and Infinite
Main	controls the overall volume level of a tape saturation (Gain and Output)
MW	by activating this function, Vertigo Strings will be volume controlled by the modwheel. The modwheel controls the main volume as well as slightly changes the tone (from low to high). Furthermore the engine activates the dynamic layer of all corresponding instruments.



Vertigo Strings is a wonderful tool to easily achieve inspiring as well as unique string ensemble sounds. It gives you a rich and deep sonic experience.

Thanks to René, Jumpel, Christian and Niklas.

Copyright © March, 2018 by Cinematique Instruments, Cologne, Germany