

REFERENCE MANUAL

EDIIARD



Table of Content

| | | |
|-------------------------------------|-------|----|
| Edward - Foleyart Instrument | | 04 |
| Overview | | 04 |
| Authorization | | 05 |
| Customer Support | | 05 |
| | | |
| Installation | | 06 |
| Installation | | 06 |
| How to Activate Edward | | 06 |
| System Requirements | | 06 |
| | | |
| How to use EDWARD | | 07 |
| Main Page | | 07 |
| Help Page | | 08 |
| Source - Section | | 09 |
| Mode - Section | | 09 |
| EQ - Section | | 10 |
| Modulation - Section | | 10 |
| Reverb - Section | | 10 |
| Keyboard Mapping | | 11 |
| Content Overview | | 12 |
| | | |
| Troubleshooting | | 13 |
| | | |
| End User License Agreement | | 14 |

EDWARD - FOLEYART INSTRUMENT

EDWARD - FOLEYART INSTRUMENT is designed to be a complete Foley-Artist-Toolbox to create realistic sounding Foley Artist attendance.

Tovusound's EDWARD is a live playable Foley Artist Instrument made for Native Instruments Kontakt with a huge amount of content performed by the Foley Artists. The EDWARD sound patch gives access instantaneously to over 35.000 of high quality and real recorded footsteps including different walking speeds, behaviors and surfaces.

EDWARD brings the timeless and high potential of Foley Artists that fits perfectly in today's studio.

EDWARD is the result of years of Foley recording and editing and features the most advanced technology available, as well as a convenient workflow to make the process of creating original sounding Foley easier and quicker.



We hope you enjoy using EDWARD! We think it will not only breathe new life into your work, but also make the process of creating Foley sounds easier and much more enjoyable!

Authorization

Launching EDWARD

Edward comes with a serial number to run. Please use Native Instruments Service Center to activate. If your NI Kontakt PlugIn indicates the “DEMO”- Mode you need to activate your copy of Edward. Please find instructions in the NI Service Center Manual.

Help

We are happy to help in all enquiries of your purchased product EDWARD. Please don't hesitate to write to support@tovusound.com

Customer Support

How to purchase a full version of EDWARD or Extensions

If you like to purchase a full version of EDWARD or additional extensions, you can purchase all EDWARD products directly at the Tovusound online store. <https://tovusound.com/products>

Tovusound Customer Support Policy

Tovusound is happy to provide professional technical support to all registered users absolutely free of charge. We also offer valuable pre-sales technical support to customers who may be interested in purchasing a Tovusound product. Before contacting Tovusound support, you can search our [Support/FAQ](#) to see if the solution to your problem has already been published.

How to contact Tovusound for Technical Support

For additional help with EDWARD, please check out the support pages on our web site at <http://tovusound.com/support/> or contact our customer support department at support@tovusound.com.

Tovusound's support team is committed to responding to all requests within one (2) business days and frequently respond on same day. Please try to explain your problem with as much detail and clarity as possible. This will ensure our ability to solve your problem accurately, the first time around. Please include [all system specs](#) and the build/version of EDWARD and NI Kontakt that you are using.

Once your support request is submitted, you should automatically receive a confirmation email from Tovusound support. If you do not receive this email within a few minutes please check your spam folder and make sure our responses are not getting blocked. To prevent this from happening please add support@tovusound.com to your list of allowed email addresses.

Thank you for using EDWARD!

Installation

1. After successful download, extract the ZIP file to your desired library location by clicking on it. If you haven't got any utility to extract ZIP files, we can recommend the free stuffit utility for Mac or the free WinZIP for Windows.
2. Once the files have been extracted, there will be a folder named "Edward - Foleyart Instrument" in the chosen location.
3. If you already have a full version of Kontakt 5 or Kontakt Player 5, you can skip to step 4. If you do not have a version of Kontakt already installed, please download the free Kontakt 5 Player and follow the on screen instructions to complete the installation.
4. Launch Kontakt 5, then click on the Libraries tab from the Kontakt browser on the left side of the Kontakt interface. Just below "Libraries," click on "Add Library." A "Locate Folder" window will appear. Navigate to the Edward - Foleyart Instrument Library folder, highlight it, than click choose. Edward will now appear in Kontakt's library browser.

How to Activate Edward

Click the "Activate" button or launch the NI Service Center application to register your Edward serial number. After successfully activation, you should be able to use Edward at its full functionality.

System Requirements

- EDWARD runs in Kontakt or Free Kontakt Player version 5.2.2 or higher
- Mac OS X 10.10, 10.11 or 10.12 (latest update)
- Windows 7 or higher
- At least 4 GB of RAM (6 GB recommended), and 5 GB of free drive space
- Unzip software like free [WinZip](#)
- Stable internet connection to download files and product activation required.

Once activated it can be used offline.

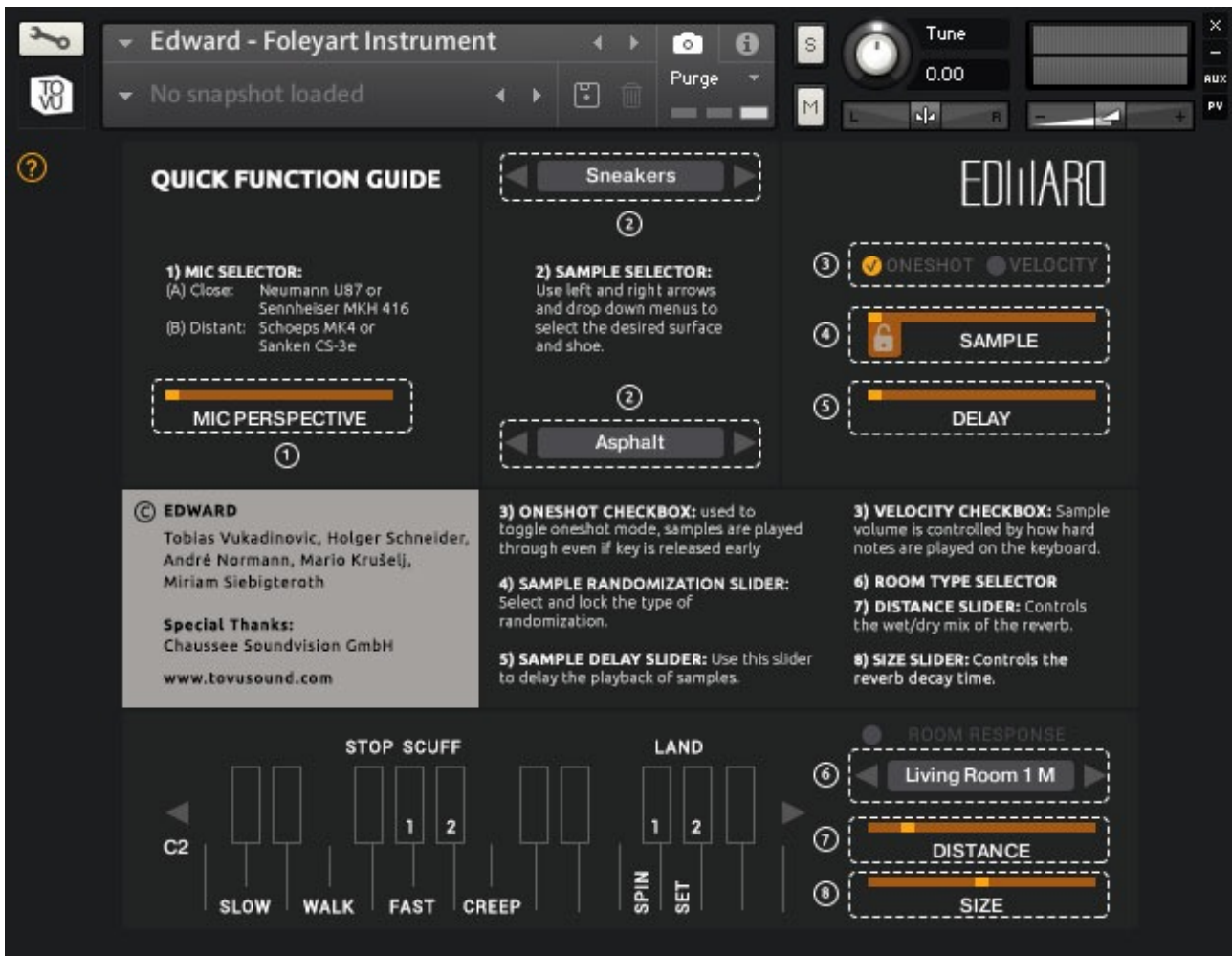
How to use EDWARD

EDWARD MAIN PAGE



EDWARD is designed to be a one page instrument for an easier and faster workflow. The main page includes all functions of the instrument. Don't waste time with switching through menus and pages. All parameters are accessible directly.

EDWARD HELP PAGE



① To get a quick start with EDWARD you will find a quick function guide after pressing the question mark in the upper left corner.

ⓘ Knob Reset - If you hold the cmd key and click on a knob that was moved, that knob will return to the default value.

Snapshot

Use the snapshot function to recall different Edward setups without reloading the instrument.

SOURCE - SECTION

Sample Volume
Pitch Knob

MIC P PERSPECTIVE

BOOT

GRAVEL

Sample selector: Use left and right arrows and drop down menus to select the desired surface and shoe.

Mic Perspective use this fader to adjust the distance in the picture from left (close) to right (far)

MIC A (left):
Neumann U87 or
Sennheiser MKH416

MIC B (right):
Schoeps MK4 or
Sanken CS-3e

MODE - SECTION

Oneshot checkbox: Use to toggle oneshot mode, samples are only played as long as the note is play

Velocity checkbox: Sample volume is controlled by how hard notes are played on the keyboard.

Sample randomization slider: Select and lock the type of randomization.

Lock: When pressing Start/Play inside your DAW, Edward will start playing from selected Sample.

Unlock: Edward will play all available samples in row.

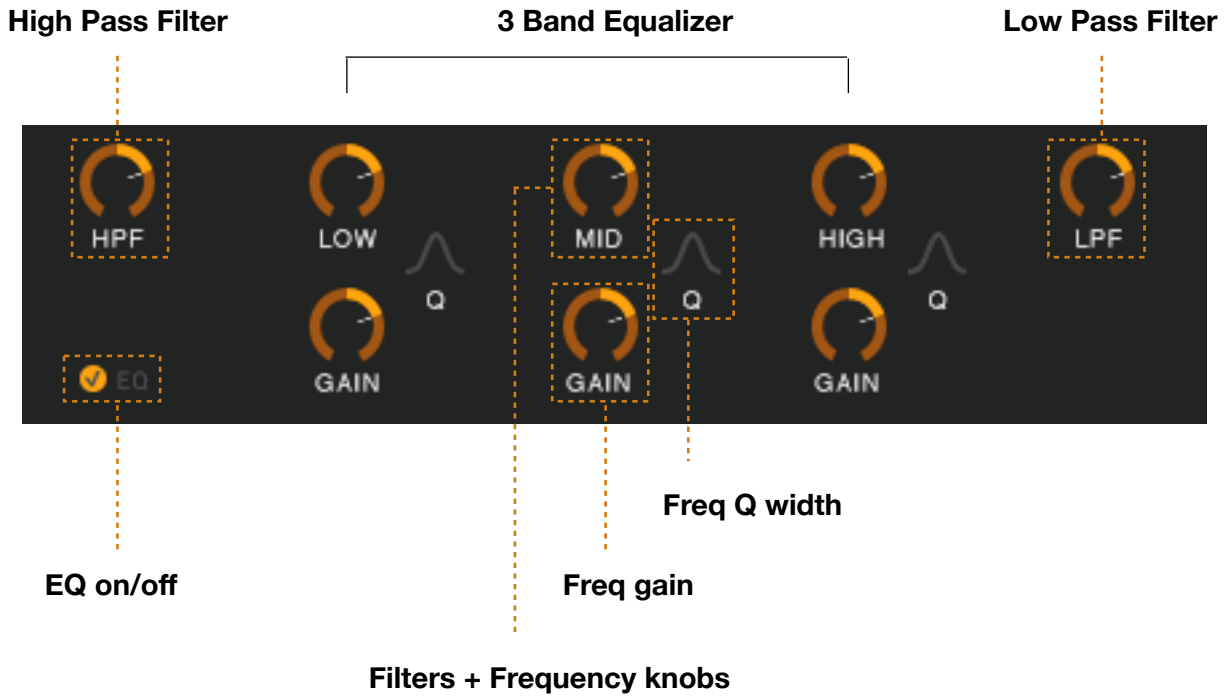
Sample delay slider: Use this slider to delay samples relative to different patches or to simulate a group of people

ONESHOT VELOCITY

SAMPLE

DELAY


EQ - SECTION



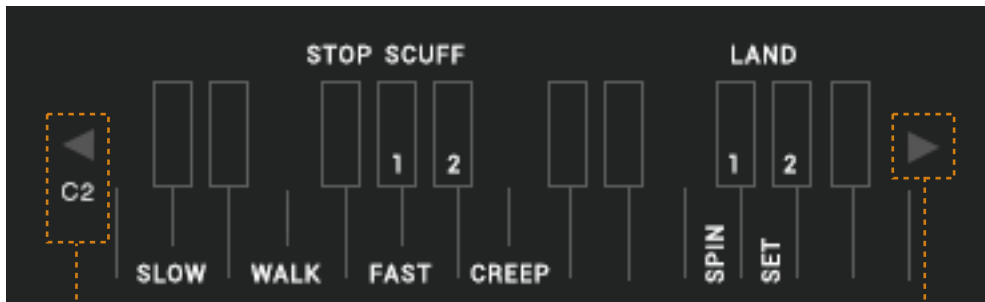
MODULATION - SECTION



REVERB - SECTION



KEYBOARD MAPPING



(Default: C2) Use the arrows to change octave



Don't loose path with the color indicators

On Note Behavior

| | Note L | Note R |
|----------|--------|--------|
| SLOW | C(2) | D(2) |
| WALK | E(2) | F(2) |
| FAST | G(2) | A(2) |
| CREEP | B(2) | C(3) |
| STOP | F#(2) | |
| SCUFF 1 | G#(2) | |
| SCUFF 2 | A#(2) | |
| SPIN | F(3) | |
| SET DOWN | G(3) | |
| LAND 1 | F#(3) | |
| LAND 2 | G#(3) | |

CONTENT OVERVIEW

| Surface | SNEAK | BOOT | BUSINESS | HEEL | SLIPPER | BARE |
|--------------------|-------|------|----------|------|---------|------|
| ASPHL - Asphalt | x | x | | | | |
| CARP - Carpet | x | x | x | x | x | x |
| CONC - Concrete | x | x | x | x | x | x |
| DIAMOND - Diamond | x | x | | | | |
| DIRT - Dirt | x | x | | | | |
| GRASS1 - Grass | x | | | | | |
| GRASS2 - Grass Dry | x | | | | | |
| GRAVEL - Gravel | x | x | x | x | x | |
| HW - Hardwood | x | x | x | x | x | x |
| LEAVES - Leaves | x | x | | | | |
| METAL - Metal | x | x | | | | |
| ROCKS - Rocks | x | x | | | | |
| TIMB - Timber | x | x | x | x | x | x |

Troubleshooting:

Can't extract downloaded files:

If you can't find answers at the FAQ on www.tovusound.com make sure you have downloaded all files correctly. All files are tested in several environments without any password protection.

Kontakt indicates "Demo" Mode:

In this case you have to activate Edward - Foleyart Instrument. Please use your serial number in your NI Service Center to receive the Activation Key. We recommend to activate your libraries inside the stand alone app of Kontakt.

Kontakt doesn't open EDWARD:

If Kontakt doesn't open the "Edward - Foleyart Instrument.nki" , please make sure your system has a newer Kontakt version than 5.5.2 installed. If not, please use your NI Service Center to update your Kontakt version.

End User License Agreement (EULA) EDWARD

This License Agreement governs the legal relationship between the purchaser of EDWARD and Tovusound.

Tovusound offers software and services on Tovusound.com and other market places which can be downloaded after paying a license fee. The customer agrees by downloading and installing to this legally bound by the terms of this License Agreement. The purchased samples or instruments may be used for the customers own production.

This License Agreement includes

Mechanical Rights: The right to re-record, duplicate, and release the samples as part of the customers project.

Synchronization Rights: The right to use samples and instruments as a part of a synchronized soundtrack of a customers project.

Public Performance and Broadcast Rights: The right to use samples and instruments as part of a public performance or broadcast.

Limits of Use

This License Agreement excludes any isolated and/or independent use of the samples. The license granted in this agreement is personal to you, and limited to a project. Tovusound only licenses the use of the samples it provides; it retains full rights concerning the samples. The use of the samples for the creation of a sound library or audio samples or for any sample-based product — even if modified — is strictly prohibited. In addition, the samples may not be repackaged in whole or part as sample libraries or audio samples or digital instrument patches or any other product, without the prior written permission of Tovusound. Further you are not allowed to claim authorship of the samples limits of liability.

IR-Response restrictions

IR-Impulses inside EDWARD are allowed to use inside EDWARD only. You are not allowed to record these IR's out of EDWARD to use them in other IR software or as samples.

Multiuser License

Every Software Instrument and Sample Library purchased on Tovusound.com or other market places comes with is a Single User License. If you need more instances of a product, you need to buy a Multi-User-License. Get in touch with Tovusound for details.

General

Edward Foleyart Instrument software and all sound effects contained within are owned by Tovusound. All rights reserved. Unauthorized duplication is a violation of applicable federal and provincial laws of Spain and international treaties. Sound effects may not be re-recorded, duplicated or resold without the express written consent of Tovusound.

Contact

If you have any questions about the licensing of EDWARD please get in touch with us: mail@tovusound.com.

Thank you for using EDWARD!

