

Reference Manual

EDIIARO  

---

ULTIMATE **SUITE**





# Table of Content

<b>Edward Ultimate SUITE</b>	.....	04
Overview	.....	04
Authorization	.....	05
Customer Support	.....	05
<b>Installation</b>	.....	06
Installation	.....	06
How to Activate Edward	.....	06
System Requirements	.....	06
<b>How to use Edward</b>	.....	07
Main Page	.....	07
Help Page	.....	08
Pitch/Mod Wheel	.....	09
Source Section	.....	09
EQ Section	.....	10
Mode Section	.....	10
Reverb Section	.....	10
Keyboard Mapping	.....	11
Content Overview	.....	12
<b>Troubleshooting</b>	.....	13
<b>End User License Agreement</b>	.....	14

## Edward Ultimate SUITE

---

Edward Ultimate SUITE is designed to be a complete Foley-Artist-Toolbox to create realistic sounding Foley Artist attendance.

Tovusound's Edward Ultimate SUITE is a live playable Foley Artist Instrument made for Native Instruments Kontakt with a huge amount of content performed by the Foley Artist: LARA DALE. The Edward Ultimate SUITE sound patches gives access instantaneously to over 70.000 high quality and real recorded Foley-FX including different walking speeds, behaviors and surfaces. Edward Ultimate SUITE brings the timeless and high potential of Foley Artists that fits perfectly in today's studio.

Edward Ultimate SUITE is the result of years of Foley recording and editing and features the most advanced technology available, as well as a convenient workflow to make the process of creating original sounding Foley easier and quicker.



We hope you enjoy using Edward Ultimate SUITE! We think it will not only breathe new life into your work, but also make the process of creating Foley sounds easier and much more enjoyable!

# Authorization

---

## Launching Edward Ultimate SUITE

Edward Ultimate SUITE comes with a serial number to run. Please use Native Instruments Service Center to activate. If your NI Kontakt PlugIn indicates the “DEMO”- Mode you need to activate your copy of Edward. Please find instructions in the NI Service Center Manual.

## Help

We are happy to help in all enquiries of your purchased product Edward Ultimate SUITE.

Please don't hesitate to write to [support@tovusound.com](mailto:support@tovusound.com)

## Customer Support

How to purchase a full version of Edward Ultimate SUITE or Extensions

If you like to purchase a full version of Edward Ultimate SUITE or additional extensions, you can purchase all Edward Ultimate SUITE products directly at the Tovusound online store. <http://tovusound.com/products/>

## Tovusound Customer Support Policy:

Tovusound is happy to provide professional technical support to all registered users absolutely free of charge. We also offer valuable pre-sales technical support to customers who may be interested in purchasing a Tovusound product. Before contacting Tovusound support, you can search our [Support/FAQ](#) to see if the solution to your problem or question has already been published.

## How to contact Tovusound for Technical Support

For additional help with Edward Ultimate SUITE, please check out the support pages on our web site at <http://tovusound.com/support/> or contact our customer support department at [support@tovusound.com](mailto:support@tovusound.com).

Tovusound's support team is committed to responding to all requests within two (2) business days but frequently respond on same day. Please try to explain your problem with as much detail and clarity as possible. This will ensure our ability to solve your problem accurately, the first time around. Please include all system specs and the build/version of Edward Ultimate SUITE and NI Kontakt that you are using.

Once your support request is submitted, you should automatically receive a confirmation email from Tovusound support. If you do not receive this email within a few minutes please check your spam folder and make sure our responses are not getting blocked. To prevent this from happening please add [support@tovusound.com](mailto:support@tovusound.com) to your list of allowed email addresses.

Thank you for using Edward Ultimate SUITE!

## Installation

---

1. After successful download, extract the RAR files to your desired library location by clicking on the first RAR file **only**. If you haven't got any utility to extract RAR files, we can recommend the [free UnRarX](#) utility for Mac or the [free WinRAR](#) for Windows.
2. Once the files have been extracted, there will be a folder named "Edward Ultimate SUITE" in the chosen location.
3. If you already have a full version of Kontakt 5 or Kontakt Player 5, you can skip to step 4. If you do not have a version of Kontakt already installed, please download the [free Kontakt 5 Player](#) and follow the on screen instructions to complete the installation.
4. Launch Kontakt 5, then click on the Libraries tab from the Kontakt browser on the left side of the Kontakt interface. Just below "Libraries," click on "Add Library." A "Locate Folder" window will appear. Navigate to the Edward Ultimate SUITE Library folder, highlight it, then click choose. Edward should now appear in Kontakt's library browser.

### How to Activate Edward

Click the "Activate" button or launch the NI Service Center application to register your Edward serial number. After successfully activation, you should be able to use Edward at its full functionality.

### System Requirements

#### Windows

Windows 7, 8.1 or 10 (latest Service Pack, 32/64-bit)

Intel Core 2 Duo or AMD Athlon 64 X2, 4 GB RAM (6 GB recommended)

#### Mac

Mac OS X 10.9, 10.10 oder 10.11 (latest update)

Intel Core 2 Duo, 4 GB RAM (6 GB recommended)

#### for all

1GB free disc space for Kontakt Player installation

additional 5GB hard disc space according to the library size

stable internet connection to download files

and for product activation required (on any computer)

# How to use Edward Ultimate SUITE

## Edward Ultimate SUITE - MAIN PAGE



Edward Ultimate SUITE is designed to be a one page instrument for an easier and faster workflow. The main page includes all functions of the instrument. Don't waste time with switching through menus and pages. All parameters are accessible directly.

# Edward Ultimate SUITE - HELP PAGE

**QUICK FUNCTION GUIDE**

**1) PITCH PERFORM:**  
use the pitch wheel to play common variations while performing. use the top and bottom menus to select a common performance to be played when the pitch wheel is used.

**2) MOD-WHEEL DECK SELECTOR:**  
**Mix:** crossfades between deck A&B  
**Add:** adds deck b to deck a  
**Switch:** switches between deck a & deck b for real time surface changes.

**EDWARD - ULTIMATE**  
T.Vukadinovic, J.Reinhardt, A.Normann, H.Schneider, M.Krušelj  
**Foley Artist:** Lara Dale  
**Foley Recordist:** Joshua Reinhardt  
**Special Thanks:** M.Siebigteroth, C.Carroll, P.Reinhardt  
www.tovousound.com

**3) SCUFF**  
**4) LAND**  
**5) MIX**

**6) ONESHOT CHECKBOX:** use to toggle oneshot mode, samples are only played as long as the note is played.

**7) ROOM IR SELECTOR**

**8) DISTANCE SLIDER:** Controls the wet/dry mix of the reverb.

**9) SIZE SLIDER:** Controls the reverb decay time.

**10) SAMPLE SELECTOR:** Use left and right arrows and drop down menus to select the desired surface and shoe.

**11) MIC SELECTOR:**  
(A) Sennheiser MKH 416  
(B) Neumann KMR811

**12) FREQ Q WIDTH**

**4) ONESHOT** **5) VELOCITY**

**DECK B** **DELAY**

**SAMPLE**

**SMALL ROOM**

**DISTANCE**

**SIZE**

**BOOT**

**DIRT**

**MIC**


To get a quick start with Edward Ultimate SUITE you will find a quick function guide in the instrument on the help page tab.



# Functionality

## PITCH/MOD WHEEL PERFORMANCE

**Pitch perform:** use the pitch wheel to play common variations while performing. Use the top and bottom menus to select a common performance to be played when the pitch wheel is used.



**Mod-wheel deck selector:**  
Mix: crossfades between deck A&B  
Add: adds deck A to deck B  
Switch: switches between deck A & deck B for real time surface changes.



## SOURCE SECTION

**Deck on/off switch**

**Sample Volume**

**MIC selector:**  
Mix between 416 & KMR81

**Pitch knob**



**Sample selector:**  
Use left and right arrows and drop down menus to select the desired surface and shoe or clothes & props.

## EQ - SECTION

EQ on/off

Filters + Frequency knobs

Freq Q width

Freq gain



## MODE - SECTION

Mode Section on/off

**Oneshot checkbox:** use to toggle oneshot mode, samples are only played as long as the note is play

**Velocity checkbox:** Sample volume is controlled by how hard notes are played on the keyboard.

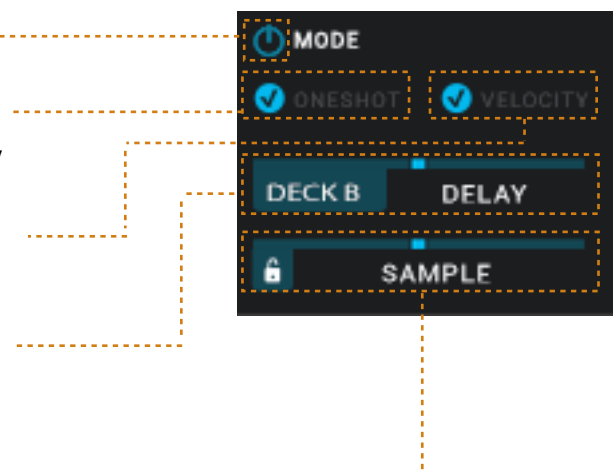
**Sample delay slider:** Use this slider and menu to delay samples relative to each other or delay both samples simultaneously.

**Sample randomization slider:**

Select and lock the type of randomization.

**Lock:** When pressing Start/Play inside your DAW, Edward will start playing from selected Sample.

**Unlock:** Edward will play all available samples in row.



## REVERB - SECTION

Reverb on/off

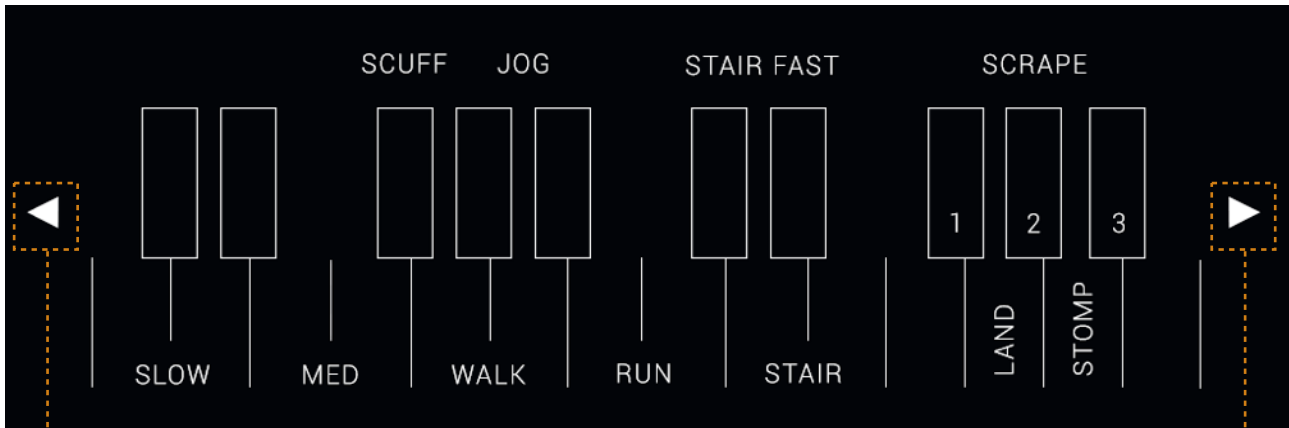
Room Selector  
M = Mono IR

**Distance slider:**  
Controls the wet/dry mix of the reverb.


**Size slider:** Controls the reverb decay time.



## KEYBOARD MAPPING



(Default: C2) Use the arrows to change octave



### On Note Behavior

	Note L	Note R
SLOW	C(2)	D(2)
MED	E(2)	F(2)
WALK	G(2)	A(2)
JOG	D(3)	E(3)
RUN	B(2)	C(3)
STAIR	D(3)	E(3)
STAIR FAST	C#(3)	D#(3)
SCUFF	F#(2)	
SCRAPE 1	F#(3)	
SCRAPE 2	G#(3)	
SCRAPE 3	A#(3)	
LAND	G(3)	
STOMP	A(3)	

## CONTENT OVERVIEW

Surface	Sneaker	Boot	Dress	Flat	Heel
Asphalt	x	x	x	x	x
Carpet 1	x	x	x	x	x
Carpet 2	x	x	x	x	x
Concrete	x	x	x	x	x
Creak 1	x				
Creak 2	x				
Diamond	x	x	x	x	x
Dirt	x	x			
Grass	x	x			
Grate	x	x	x	x	
Gravel	x				
H1 - Rectangle Wood	x	x	x	x	x
H2 - Creaky Wood	x	x	x	x	x
H3 - Parkay	x	x	x	x	x
H4 - Cut Wood	x	x	x	x	x
H5 - Swiss Dock	x	x	x	x	x
H6 - Boat Wood	x	x	x	x	x
Linoleum	x	x	x	x	x
Marble	x	x	x	x	x
Metal	x	x	x	x	x
Puddle	x				
Rocks	x				
Snow	x				
Tile	x	x	x	x	x
Water 1	x				
Water 2	x				

## Troubleshooting:

---

### **Can't extract downloaded files:**

If you can't find answers at the FAQ on [www.tovusound.com](http://www.tovusound.com) make sure you have downloaded all files correctly as shown under "Installation". All files are tested in several environments without any password protection.

### **Kontakt indicates "Demo" Mode:**

In this case you have to activate Edward Ultimate SUITE. Please use your serial number in your NI Service Center to receive the Activation Key.

### **Kontakt doesn't open Edward Ultimate SUITE:**

If Kontakt doesn't open the "Edward Ultimate.nki" instrument, please make sure your system has a newer Kontakt version than 5.6.1 installed. If not please use your NI Service Center to update your Kontakt version.

# End User License Agreement (EULA) Edward Ultimate SUITE

---

This License Agreement governs the legal relationship between the purchaser of Edward Ultimate SUITE and Tovusound.

Tovusound offers software and services on Tovusound.com and other market places which can be downloaded after paying a license fee. The customer agrees by downloading and installing to this legally bound by the terms of this License Agreement. The purchased samples or instruments may be used for the customers own production.

## **This License Agreement includes**

**Mechanical Rights:** The right to re-record, duplicate, and release the samples as part of the customers project.

**Synchronisation Rights:** The right to use samples and instruments as a part of a synchronized soundtrack of a customers project.

**Public Performance and Broadcast Rights:** The right to use samples and instruments as part of a public performance or broadcast.

## **Limits of Use**

This License Agreement excludes any isolated and/or independent use of the samples. The license granted in this agreement is personal to you, and limited to a project. Tovusound only licenses the use of the samples it provides; it retains full rights concerning the samples. The use of the samples for the creation of a sound library or audio samples or for any sample-based product — even if modified — is strictly prohibited. In addition, the samples may not be repackaged in whole or part as sample libraries or audio samples or digital instrument patches or any other product, without the prior written permission of Tovusound. Further you are not allowed to claim authorship of the samples limits of liability.

## **IR-Response restrictions**

IR-Impulses inside Edward Ultimate SUITE are allowed to use inside Edward Ultimate SUITE only. You are not allowed to record these IR's out of Edward Ultimate SUITE to use them in other IR software or as samples.

## **Multiusers License**

Every Software Instrument and Sample Library purchased on Tovusound.com or other market places comes with is a Single User License. If you need more instances of a product, you need to buy a Multi-User-License. Get in touch with Tovusound for details.

## **General**

These sound effects and instrument are owned by Tovusound. All rights reserved. Unauthorized duplication is a violation of applicable federal and provincial laws of Spain and international treaties. Sound effects may not be re-recorded, duplicated or resold without the express written consent of Tovusound.

## **Contact**

If you have questions about the licensing of Edward Ultimate SUITE please get in touch with us: [mail@tovusound.com](mailto:mail@tovusound.com).

Thank you for using Edward Ultimate SUITE!

