

WORLD PERCUSSION

MBIRA

MANUAL

INTRODUCTION

Welcome to our World Series. Our award winning team has gone to extraordinary lengths to capture the performances of top tier musicians in a world class scoring stage. With state-of-the-art technology, and an exquisite instrument. This library offers unprecedented quality, and endless creativity. We have invested thousands of hours to ensure that this library will add a new dimension of authenticity to your next production. Like our other product lines we always aim to capture lively and human performances making sure the instrument is fun and intuitive to play.

INSTALLATION

All World Series instruments work with both the latest full and player version of Kontakt.

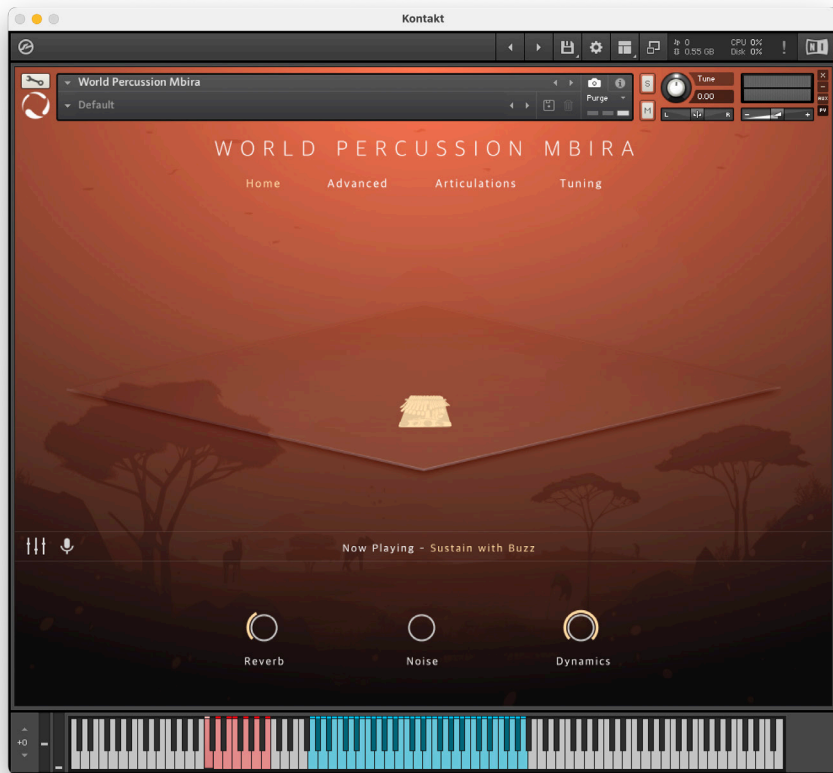
To download you will need to enter your serial number into Native Instruments 'Native Access' application. Please follow the steps provided by the application. Once downloaded you will be able to access the instrument via Kontakt's library tab menu.

INTERFACE FEATURES

Home

VR Stage

By dragging the icon(s) around the virtual stage you can change the instrument's position in the room. Please note that this process uses actual recorded microphone positions not artificial reverb. For example if you move the icon to the front of the stage the VR algorithm will favour the close and overhead microphones. If you move it to the back of the stage it will favour the room and far microphones.

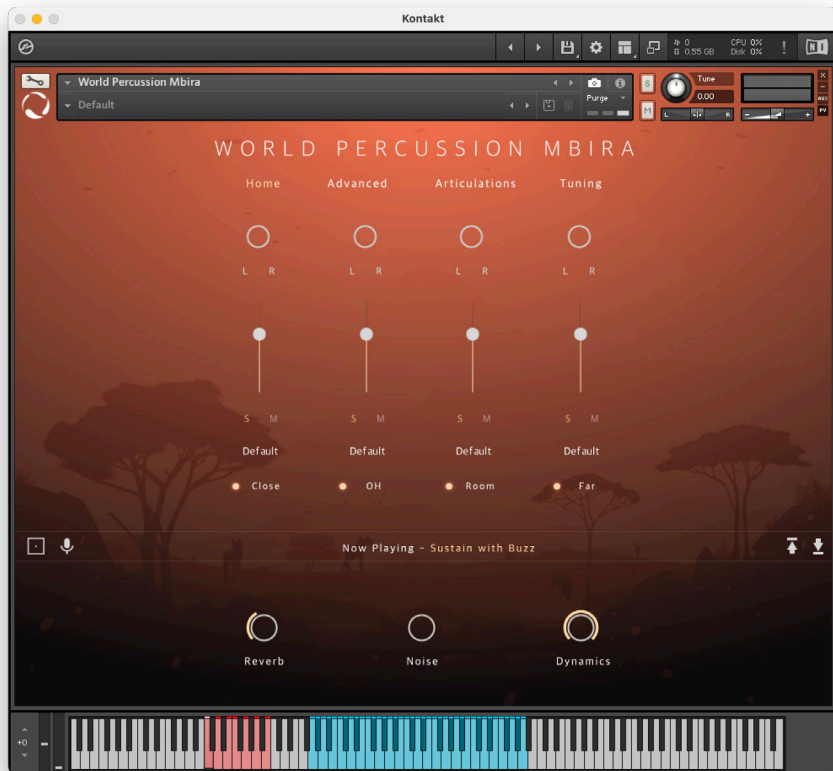


INTERFACE FEATURES

Home

Traditional Mixer

If you wish to have more control over the mix you can use the traditional mixer. Here you can apply pan and volume adjustments to individual microphones. You can solo, mute and assign different output routings. To unload a microphone channel simply click on the glowing dot next to the microphone name. In addition you can click on the up or down arrow to the bottom right to load or save your own mix settings.



INTERFACE FEATURES

Home

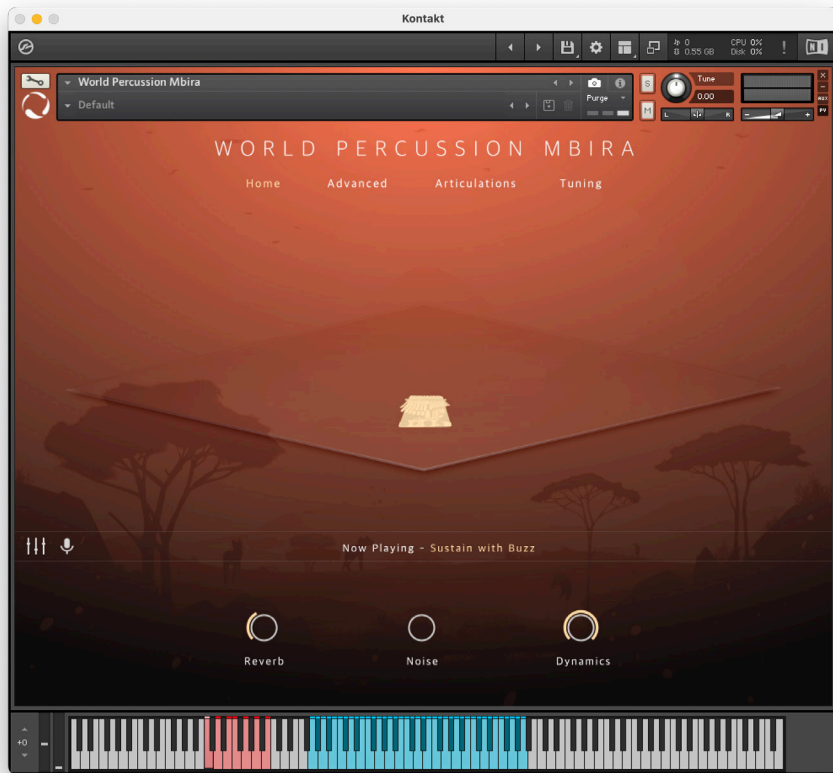
Icons (bellow the VR stage)

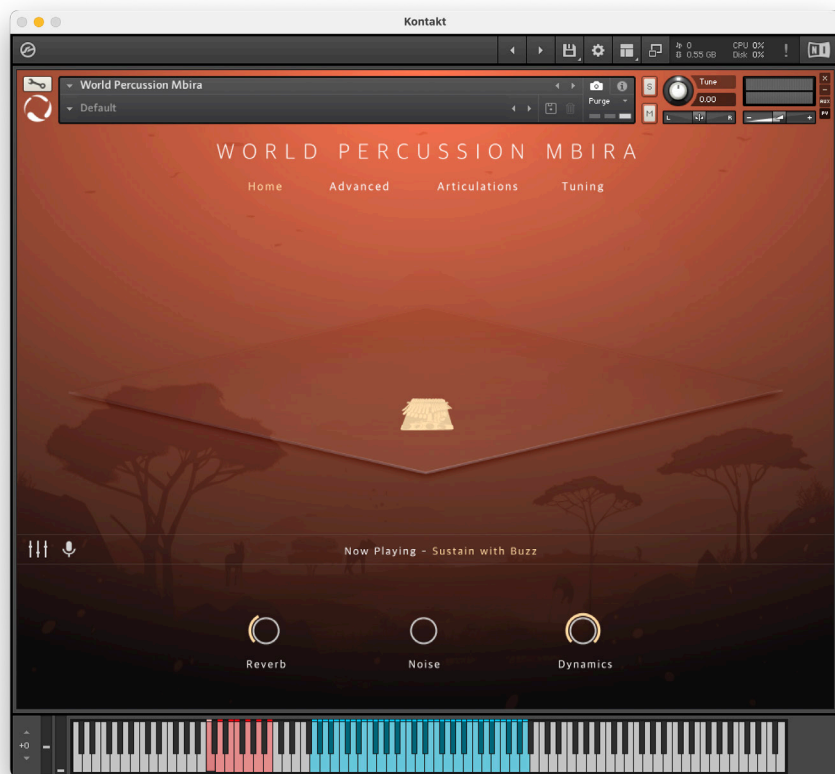
Virtual Stage/Traditional Mixer Icon

Click on this icon to switch between virtual stage mode and the traditional mixer

Microphone Icon

Click this icon to run in mix down mode. This will reduce the instruments memory load.





INTERFACE FEATURES

Home

Reverb

Convolution reverb control. This is separate to the VR stage and is useful in adding additional length to the sound.

Noise

Adds real room noise. Handy for adding a bit of grit to the sound.

Dynamics

Increase or Decrease the dynamic sensitivity of the instrument.

Now Playing Display

This shows the current playing articulation.



Advanced

Velocity Curve

By clicking on the curve and moving the mouse up or down you can adjust the curve shape to suite your keyboard playing style.

Scale Lock

The scale lock feature allows the user to experiment with different scale tunings. When this feature is turned off the instrument will just respond chromatically.

Voice Limiter

Adjust this setting if you wish to limit the amount of voices playing. It allows you to reduce all voices by an equal amount. If your computer is experiencing playback issues please try moving this knob to reduce the global voices.



Advanced

Round Robin

Adjust this setting if you wish to reduce the amount of global round robin. This is handy if you wish to reduce the instruments memory load.

Attack/Release

A global setting to adjust the instrument attack and release.

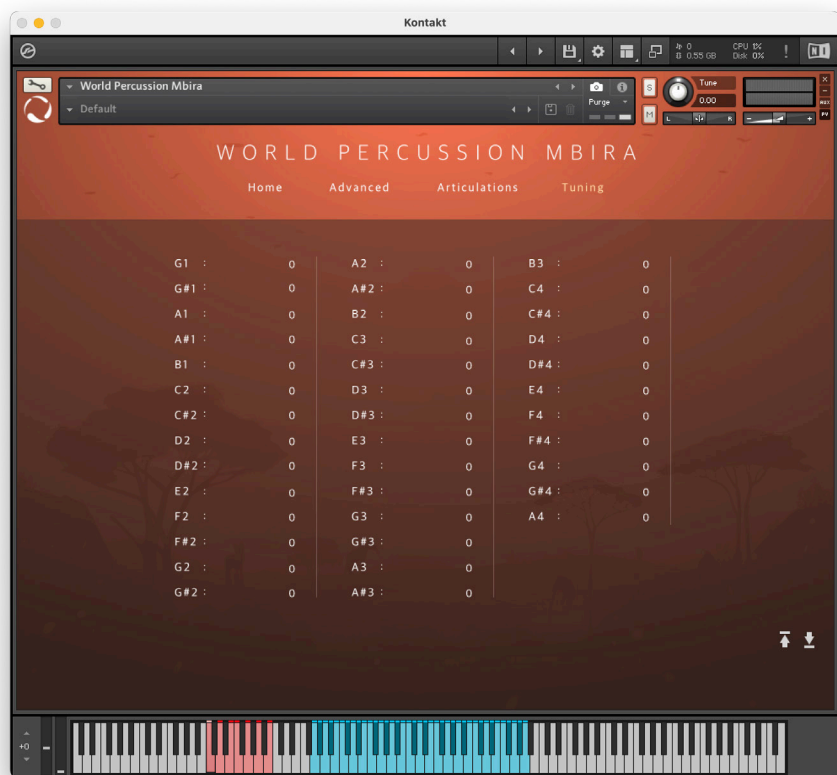
Mute Noise

Most articulations can be muted by pressing the sustain pedal. This knob adjusts the level of the mute noises.

Articulations

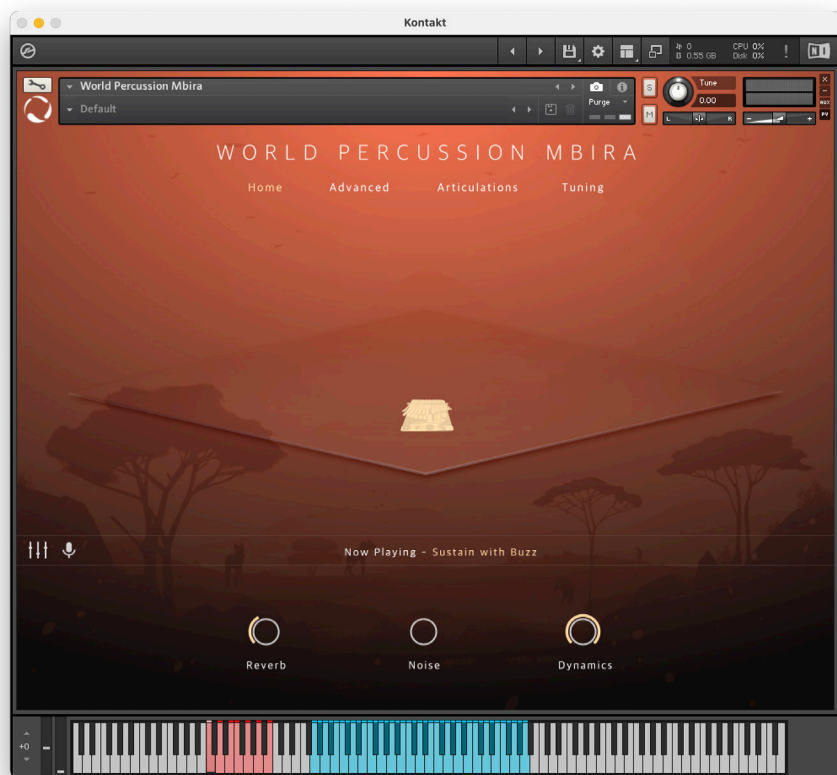
Here you can very simply load/unload articulations and assign them to different key switches.





Tuning

Here you can apply micro tuning to individual notes. This is great to experiment with different world tunings. In addition, you can click on the up or down arrow to the bottom right to load or save your own tuning settings.



NKS Support:

All World Series instruments are NKS compatible. Please refer to your NKS hardware manual for more information.

For more information please check out our website:

www.evolutionseries.com

Or for technical support enquiries please email us at:

info@evolutionseries.com

